

EC POWER A/S

SAMSØVEJ 25
 DK- 8382 HINNERUP
 TEL. +45 87 434 100
 WWW.ECPOWER.EU



POWER FACTOR BLINDLEISTUNG KOMPENSATION

5kVar FOR XRGI-6
 01ELT9176

| | | | | | | | |
|-------------------------|---|--|------------|------------|---|---------|---------------------------------------|
| DRAWING NO. 72365T02 | THIS DRAWING MAY NOT BE COPIED OR DISCLOSED TO A THIRD PARTY WITHOUT OUR PERMISSION | | Print date | 07-07-2014 | POWER FACTOR / BLINDLEISTUNG FRONT PAGE / DECKBLATT | PROJECT | FILENAME:01ELT9176 - 72365T02 - 5KVAR |
| | EC POWER A/S Samsøvej 25 DK - 8382 Hinnerup | | | | | | DRAWING NO. |
| | | | | 19-09-2014 | | | 72365T02 |
| | | | OPR. JHS | 25-04-2014 | | | |

TABLE OF CONTENTS / INHALTSVERZEICHNIS

| DRAWING NO. ZEICHNUNG NR. | PAGE SEITE | FUNCTION TEXT BEZEICHNUNG | CONST. KONSTR. | DRAWING DATE ZEICHNUNGSDATUM | REV. REV. | REV. DATE REV. DATUM |
|------------------------------|---------------|--|-------------------|---------------------------------|--------------|-------------------------|
| 72365T02 | IND(1.A) | REVISIONS LIST /REVISIONSLISTE | JHS | 10-12-2013 | | 25-04-2014 |
| | 1 | TECHNICAL DATA / TECHNISCHE DATEN | JHS | 10-12-2013 | | 25-04-2014 |
| | 5 | MOUNTING PLATE & FRONT LAYOUT / ANSICHT & AUFBAU | JHS | 10-12-2013 | | 25-04-2014 |
| | 10 | MAIN SUPPLY / EINSPEISUNG | JHS | 10-12-2013 | | 25-04-2014 |
| | 30 | COMPONENTS LIST / STÜCKLISTE | JHS | 11-08-2008 | | 25-04-2014 |
| | 31 | COMPONENTS LIST / STÜCKLISTE | JHS | 11-08-2008 | | 25-04-2014 |
| | 32 | COMPONENTS LIST / STÜCKLISTE | JHS | 11-08-2008 | | 25-04-2014 |

ELECTRIC DATA / ELEKTRISCHE DATEN

POWER SUPPLY / STROMVERSORGUNG : 3X400VAC+N+PE
 FREQUENCY / NETZFREQUENZ : 50 Hz
 CONTROL VOLTAGE / STEUERSPANNUNG : 230 VAC
 MAX. SWITCHBOARD LOAD / MAX. SCHALTSCHRANKBELASTUNG : 7,2 A CAPACITIVE LOAD
 SUPPLY LINE FUSE / VORSICHERUNG : MAX 63A gL
 SYSTEM EARTHING / NETZSYSTEM : TN-S/TT
 MAX. SWITCHBOARD TEMP. / MAX. SCHALTSCHRANKTEMP. : 40° C
 GRADE OF PROTECTION / SCHUTZART : IP54
 YEAR OF CONSTRUCTION / BAUJAHR : 2013
 NORM / NORM : EN60439-1 / EN60204-1

WARNING

WHEN DISCONNECTING THE CONTROL PANEL MAIN SWITCH, ITS INPUT-TERMINALS ARE STILL SUPPLIED
 THE CONTROL PANEL IS TO BE OPENED BY AUTHORIZED PERSONAL ONLY

ACHTUNG

AUCH BEI AUSGESCHALTETEM HAUPTSCHALTER SIND DIE EINGEBAUTEN GERÄTE NOCH UNTER SPANNUNG
 DER SCHALTSCHRANK DARF NUR VON AUTORISIERTEN PERSONEN GEÖFFNET WERDEN

CAPACITOR DATA / KONDENSATORLEISTUNG

5kVar
 DISCHARGE RESISTORS: REDUCTION TO 75V WITHIN 1 MIN / ENTLADUNGSWIDERSTAND: REDUKTION AUF 75 VOLT INNERHALB VON 1 MINUTE
 STANDARD: EN/IEC 60831-1/2

OVER-/UNDERVOLTAGE PROTECTION / ÜBER-/ UNTERSPIANNUNGSSCHUTZ



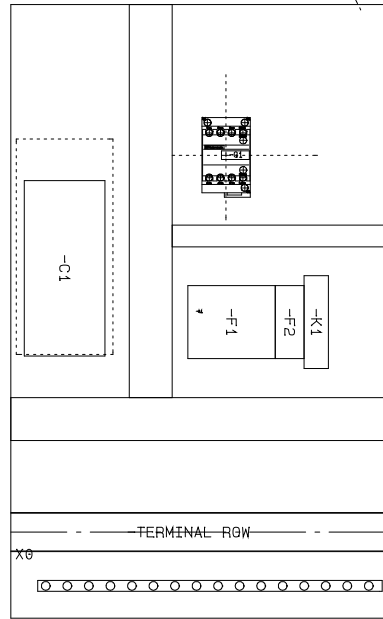
VOLTAGE: 400VAC +/- 10%
 ON-DELAY TIME: 30 SEC / EINSCHALTVERZÖGERUNG: 30 SEKUNDEN
 OFF-DELAY TIME: 0 SEC / AUSSCHALTVERZÖGERUNG: 0 SEKUNDEN

WIRE COLOUR CODE / ADERNFARBEN


| | | |
|--|---|-----------------------|
| POWER CIRCUITS / HAUPTSTROMKREIS | : | BLACK / SCHWARZ |
| NEUTRAL / NEUTRALLEITER | : | LIGHT BLUE / HELLBLAU |
| PROTECTIVE EARTH / SCHUTZLEITER | : | 24VDC |
| INTERLOCKING AC/DC CIRCUITS AND EXTERNALLY SUPPLIED CIRCUITS / VERRIEGELNDE AC/DC SCHALTUNGEN UND EXTERNE SCHALTUNGEN | : | TN-S/TT |
| CONTROL CIRCUITS ABOVE 50 V / STEUERSTROMKREISE ÜBER 50 V | | |
| PHASE AC / PHASE AC | : | BLACK / SCHWARZ |
| NEUTRAL AC / NEUTRALLEITER AC | : | BLACK / SCHWARZ |
| CONTROL CIRCUITS BELOW 50 V / STEUERSTROMKREISE UNTER 50 V | | |
| PHASE AC / PHASE AC | : | RED / ROT |
| NEUTRAL AC / NEUTRALLEITER AC | : | RED / ROT |
| DC+ / DC+ | : | GREY / GRAU |
| ØV DC / ØVDC | : | WHITE / WEIß |

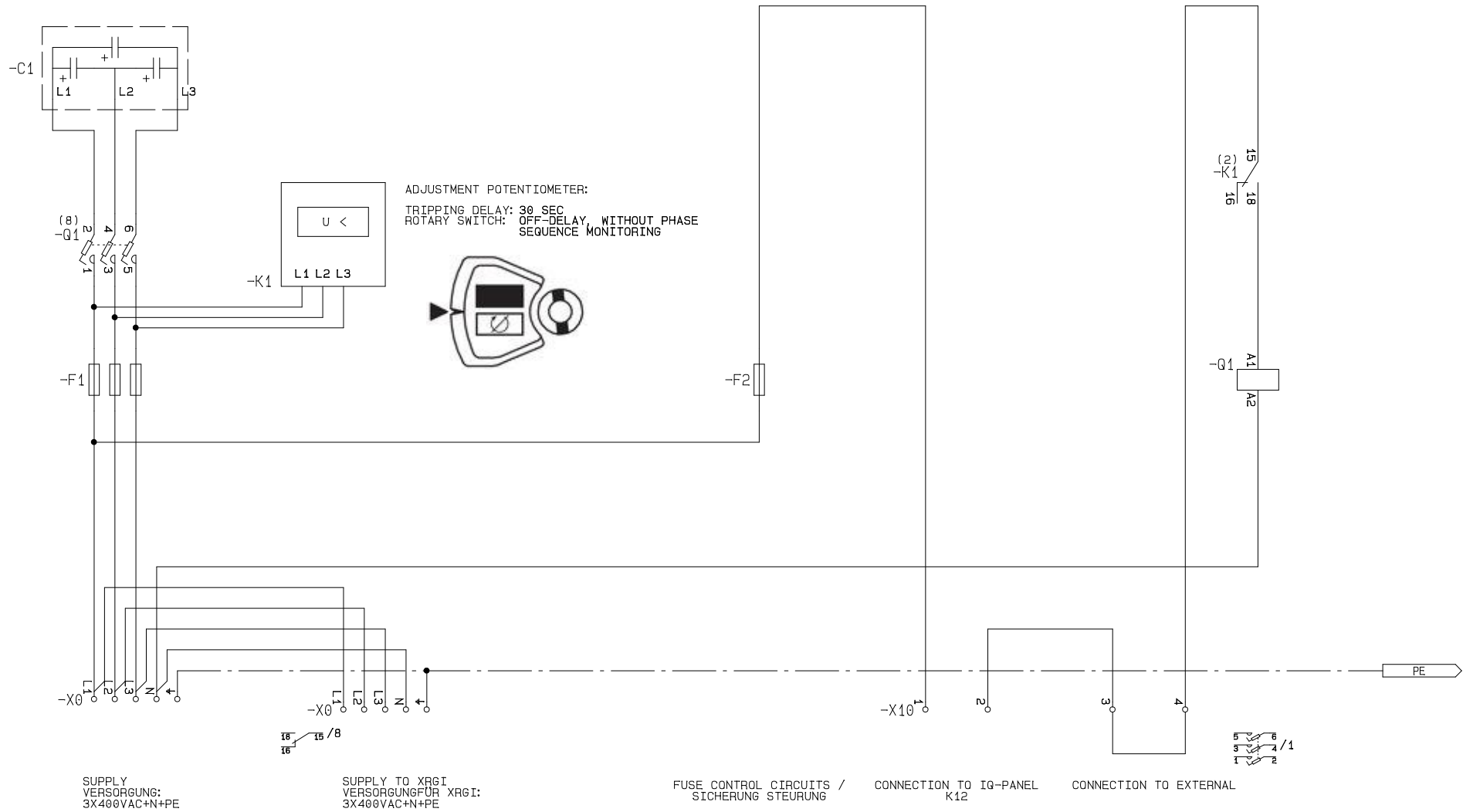
COLOUR CODE ACCORDING TO IEC 757 /
FARBCODE ENTSPRECHEND IEC 757

| WIRE COLOUR / KABEL FARBE | CODE / CODE | WIRE COLOUR / KABEL FARBE | CODE / CODE |
|---------------------------|-------------|---------------------------|-------------|
| BLACK / SCHWARZ | BK | VIOLET / VIOLET | VT |
| BROWN / BRAUN | BN | GREY / GRAU | GY |
| RED / ROT | RD | WHITE / WEIß | WH |
| ORANGE / ORANGE | OG | PINK / PINK | PK |
| YELLOW / GELB | YE | GOLD / GOLD | GD |
| GREEN / GRÜN | GN | TURQUISE / TÜRKIS | TQ |
| BLUE / BLAU | BU | SILVER / SILBER | SR |
| GREEN-YELLOW / GELB GRÜN | GNYE | | |



TOP





0 1 2 3 4 5 6 7 8 9

DRAW. NO.
72365T02

THIS DRAWING MAY NOT BE COPIED OR DISCLOSED TO A THIRD PARTY WITHOUT OUR PERMISSION

EC POWER A/S
Samsøvej 25
DK - 8382 Hinnerup

| | |
|------------|------------|
| Print date | 07-07-2014 |
| JHS | 19-09-2014 |
| OPR. JHS | 25-04-2014 |

POWER FACTOR / BLINDLEISTUNG
MAIN SUPPLY / EINSPEISUNG

PROJECT

FILENAME:01ELT9176 - 72365T02 - 5K/AR
DRAWING NO.
72365T02

COMPONENT LIST / STÜCKLISTE

| TAG NR. | PCS. ANZAHL | PART NO. ART. NR. | COMPONENT KOMPONENT | MANUFACTURER HERSTELLER |
|---------|----------------|----------------------|--|----------------------------|
| -A1 | 0.12 | 01ELF9168 | SZ PE RAIL 6MM VE=50S SZ EMV-ERD.SCHELLE 6MM VE=50S | RITTAL |
| -A1 | 1 | 01ELF9158 | SK 8 SK 8 | RITTAL |
| -A1 | 1 | 01ELU1227 | M20 D5-12 IP68 | SCHLEMMER |
| -A1 | 3 | 01ELF9164 | TSTW DIN RAIL HOLDER TSTW DIN SKINNE HOLDER | WEIDMULLER |
| -A1 | 5 | 01ELF9167 | GROUND PIECE FOR NSCH/ESCH | WEIDMULLER |
| -A1 | 2 | 01ELU1253 | M40 D18-32 IP68 GY | SCHLEMMER |
| -A1 | 1 | 01ELU1251 | NUT M20 GY | SCHLEMMER |
| -A1 | 2 | 01ELU1239 | NUT M40 GY | SCHLEMMER |
| -A1 | 1 | 01ELF9233 | PANEL 400X600X210 PANEL 400X600X210 | AE PARTNER |
| -A1 | 1 | 01ELF9165 | EARTHING BRAID 16MM2, 150MM | TEKNOMEGA |
| -A1 | 1 | 01ELF9166 | EARTHING BRAID 16MM2, 200MM | TEKNOMEGA |
| -C1 | 1 | 01ELF9250 | BRACKET FOR CAPACITOR BRACKET FOR CAPACITOR | AE PARTNER |
| -C1 | 1 | 01ELF9235 | POWER FACTOR CAPACITOR 5.0KVAR 400V 50HZ 3PH POWER FACTOR CAPACITOR 5.0KVAR 400V 50HZ 3PH | ARA EL |
| -F1 | 3 | 01ELF9239 | D02 CARTRIDGE RING ADAPTER INSERT 10A RED LINKS IN D02 FUSE BASE D02 CARTRIDGE RING ADAPTER INSERT 10A RED LINKS IN D02 FUSE BASE | MERSEN |

| | | | | | | | | |
|-------------------------|---|--|------------|------------|---|---------|---------------------------------------|---------|
| DRAWING NO. 72365T02 | THIS DRAWING MAY NOT BE COPIED OR DISCLOSED TO A THIRD PARTY WITHOUT OUR PERMISSION | | Print date | 07-07-2014 | POWER FACTOR / BLINDLEISTUNG COMPONENTS LIST / STÜCKLISTE | PROJECT | FILENAME:01ELT9176 - 72365T02 - 5KVAR | VAR |
| | EC POWER A/S Samsøvej 25 DK - 8382 Hinnerup | | | | | | DRAWING NO. | |
| | | | JHS | 25-04-2014 | | | 72365T02 | |
| | | | OPR. JHS | 25-04-2014 | | | | PAGE:30 |

COMPONENT LIST / STÜCKLISTE

| TAG NR. | PCS. ANZAHL | PART NO. ART. NR. | COMPONENT KOMPONENT | MANUFACTURER HERSTELLER |
|---------|----------------|----------------------|---|----------------------------|
| -F1 | 3 | 01ELF9244 | SCREW CAP D02 E18, FOR D01 FUSE SCHRAUBKAPPE D02 E18, FÜR D01 SICHERUNG | MERSEN |
| -F1 | 3 | 01SPA3501 | FUSE D01 10A SICHERUNG D01 10A | LEMVIGH MULLER |
| -F1 | 1 | 01ELF9249 | FUSE HOLDER 3P D02 (MAX 63A) SICHERUNGSSCHALTER 3P D02 (MAX 63A) | MERSEN |
| -F2 | 1 | 01ELF9234 | SCREW CAP D01 E14 SCHRAUBKAPPE D01 E14 | MERSEN |
| -F2 | 1 | 01ELF9241 | D01 CARTRIDGE RING ADAPTER INSERT 2A PINK D01 CARTRIDGE RING ADAPTER INSERT 2A PINK | MERSEN |
| -F2 | 1 | 01SPA3500 | FUSE D01 2A SICHERUNG D01 2A | LEMVIGH MULLER |
| -F2 | 1 | 01ELF9148 | FUSE HOLDER 1P D01 (MAX 16A) SICHERUNGSSCHALTER 1P D01 (MAX 16A) | MERSEN |
| -K1 | 1 | 01ELF9251 | THREE-PHASE MONITORING RELAY 2C/0, 0, 01-30S, 3X400VAC THREE-PHASE MONITORING RELAY 2C/0, 0, 01-30S, 3X400VAC | ABB |
| -Q1 | 1 | 01ELF9242 | CONTACTOR FOR 12,5KVAR/400V, UC 230V AC | SCHNEIDER ELECTRIC |
| -X0 | 4 | 01ELU1579 | PLUG-IN BRIDGE 2-POLE, RED STECKBRÜCKE 2-POL, ROT | PHOENIX |
| -X0 | 2 | 01ELF9252 | END CLAMP ENDHALTER | PHOENIX |
| -X0 | 1 | 01ELF9253 | END COVER ABSCHLUSSDECKEL | PHOENIX |
| -X0 | 6 | 01ELF9254 | FEED-THROUGH TERMINAL BLOCK PUSH-IN 0,5-25 MM ² DURCHGANGSKLEMME PUSH-IN 0,5-25 MM ² | PHOENIX |
| -X0 | 2 | 01ELF9255 | FEED-THROUGH TERMINAL BLOCK PUSH-IN BLUE 0,5-25 MM ² DURCHGANGSKLEMME PUSH-IN BLAU 0,5-25 MM ² | PHOENIX |

| | | | | | | | | | | |
|-------------------------|---|--|----------|------------|------------|---|---------|---------------------------------------|--------------------------------|---------|
| DRAWING NO. 72365T02 | THIS DRAWING MAY NOT BE COPIED OR DISCLOSED TO A THIRD PARTY WITHOUT OUR PERMISSION | | | Print date | 07-07-2014 | POWER FACTOR / BLINDLEISTUNG COMPONENTS LIST / STÜCKLISTE | PROJECT | FILENAME:01ELT9176 - 72365T02 - 5KVAR | DRAWING NO. 72365T02 | PAGE:31 |
| | EC POWER A/S | | | | | | | | | |
| | Samsøvej 25 | | JHS | 25-04-2014 | | | | | | |
| | DK - 8382 Hinnerup | | OPR. JHS | 25-04-2014 | | | | | | |

