

EC POWER A/S

SAMSØVEJ 25
 DK- 8382 HINNERUP
 TEL. +45 87 434 100
 WWW.ECPOWER.EU



POWER FACTOR BLINDLEISTUNG KOMPENSATION

7,5kVar FOR XRGI-9
 01ELT9177

DRAWING NO. 72366T02	THIS DRAWING MAY NOT BE COPIED OR DISCLOSED TO A THIRD PARTY WITHOUT OUR PERMISSION		Print date	07-07-2014	POWER FACTOR / BLINDLEISTUNG FRONT PAGE / DECKBLATT	PROJECT	FILENAME:01ELT9177 - 72366T02 - 7,5KVAR	PAGE:0
	EC POWER A/S						DRAWING NO.	
	Samsøvej 25			19-09-2014			72366T02	
	DK - 8382 Hinnerup		OPR. JHS	25-04-2014				

TABLE OF CONTENTS / INHALTSVERZEICHNIS

DRAWING NO. ZEICHNUNG NR.	PAGE SEITE	FUNCTION TEXT BEZEICHNUNG	CONST. KONSTR.	DRAWING DATE ZEICHNUNGSDATUM	REV. REV.	REV. DATE REV. DATUM
72366T02	IND(1.A)	REVISIONS LIST /REVISIONSLISTE	JHS	10-12-2013		25-04-2014
	1	TECHNICAL DATA / TECHNISCHE DATEN	JHS	10-12-2013		25-04-2014
	5	MOUNTING PLATE & FRONT LAYOUT / ANSICHT & AUFBAU	JHS	10-12-2013		25-04-2014
	10	MAIN SUPPLY / EINSPEISUNG	JHS	10-12-2013		25-04-2014
	30	COMPONENTS LIST / STÜCKLISTE	JHS	11-08-2008		25-04-2014
	31	COMPONENTS LIST / STÜCKLISTE	JHS	11-08-2008		25-04-2014
	32	COMPONENTS LIST / STÜCKLISTE	JHS	11-08-2008		25-04-2014

ELECTRIC DATA / ELEKTRISCHE DATEN

POWER SUPPLY / STROMVERSORGUNG : 3X400VAC+N+PE
 FREQUENCY / NETZFREQUENZ : 50 Hz
 CONTROL VOLTAGE / STEUERSPANNUNG : 230 VAC
 MAX. SWITCHBOARD LOAD / MAX. SCHALTSCHRANKBELASTUNG : 11 A CAPACITIVE LOAD
 SUPPLY LINE FUSE / VORSICHERUNG : MAX 63A gL
 SYSTEM EARTHING / NETZSYSTEM : TN-S/TT
 MAX. SWITCHBOARD TEMP. / MAX. SCHALTSCHRANKTEMP. : 40° C
 GRADE OF PROTECTION / SCHUTZART : IP54
 YEAR OF CONSTRUCTION / BAUJAHR : 2013
 NORM / NORM : EN60439-1 / EN60204-1

WARNING

WHEN DISCONNECTING THE CONTROL PANEL MAIN SWITCH, ITS INPUT-TERMINALS ARE STILL SUPPLIED
 THE CONTROL PANEL IS TO BE OPENED BY AUTHORIZED PERSONAL ONLY

ACHTUNG

AUCH BEI AUSGESCHALTETEM HAUPTSCHALTER SIND DIE EINGEBAUTEN GERÄTE NOCH UNTER SPANNUNG
 DER SCHALTSCHRANK DARF NUR VON AUTORISIERTEN PERSONEN GEÖFFNET WERDEN

CAPACITOR DATA / KONDENSATORLEISTUNG

7,5kVar
 DISCHARGE RESISTORS: REDUCTION TO 75V WITHIN 1 MIN / ENTLADUNGSWIDERSTAND: REDUKTION AUF 75 VOLT INNERHALB VON 1 MINUTE
 STANDARD: EN/IEC 60831-1/2

OVER-/UNDERVOLTAGE PROTECTION / ÜBER-/ UNTERSPIANNUNGSSCHUTZ



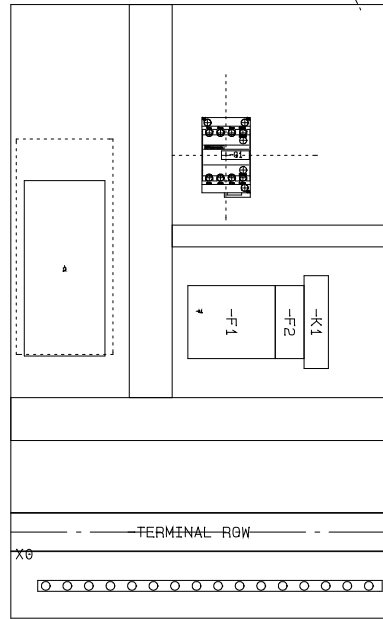
VOLTAGE: 400VAC +/- 10%
 ON-DELAY TIME: 30 SEC / EINSCHALTVERZÖGERUNG: 30 SEKUNDEN
 OFF-DELAY TIME: 0 SEC / AUSSCHALTVERZÖGERUNG: 0 SEKUNDEN

WIRE COLOUR CODE / ADERNFARBEN


POWER CIRCUITS / HAUPTSTROMKREIS : BLACK / SCHWARZ
 NEUTRAL / NEUTRALLEITER : LIGHT BLUE / HELLBLAU
 PROTECTIVE EARTH / SCHUTZLEITER : 24VDC
 INTERLOCKING AC/DC CIRCUITS AND EXTERNALLY SUPPLIED CIRCUITS /
 VERRIEGELNDE AC/DC SCHALTUNGEN UND EXTERNE SCHALTUNGEN : TN-S/TT
 CONTROL CIRCUITS ABOVE 50 V / STEUERSTROMKREISE ÜBER 50 V
 PHASE AC / PHASE AC : BLACK / SCHWARZ
 NEUTRAL AC / NEUTRALLEITER AC : BLACK / SCHWARZ
 CONTROL CIRCUITS BELOW 50 V / STEUERSTROMKREISE UNTER 50 V
 PHASE AC / PHASE AC : RED / ROT
 NEUTRAL AC / NEUTRALLEITER AC : RED / ROT
 DC+ / DC+ : GREY / GRAU
 0V DC / 0VDC : WHITE / WEIß

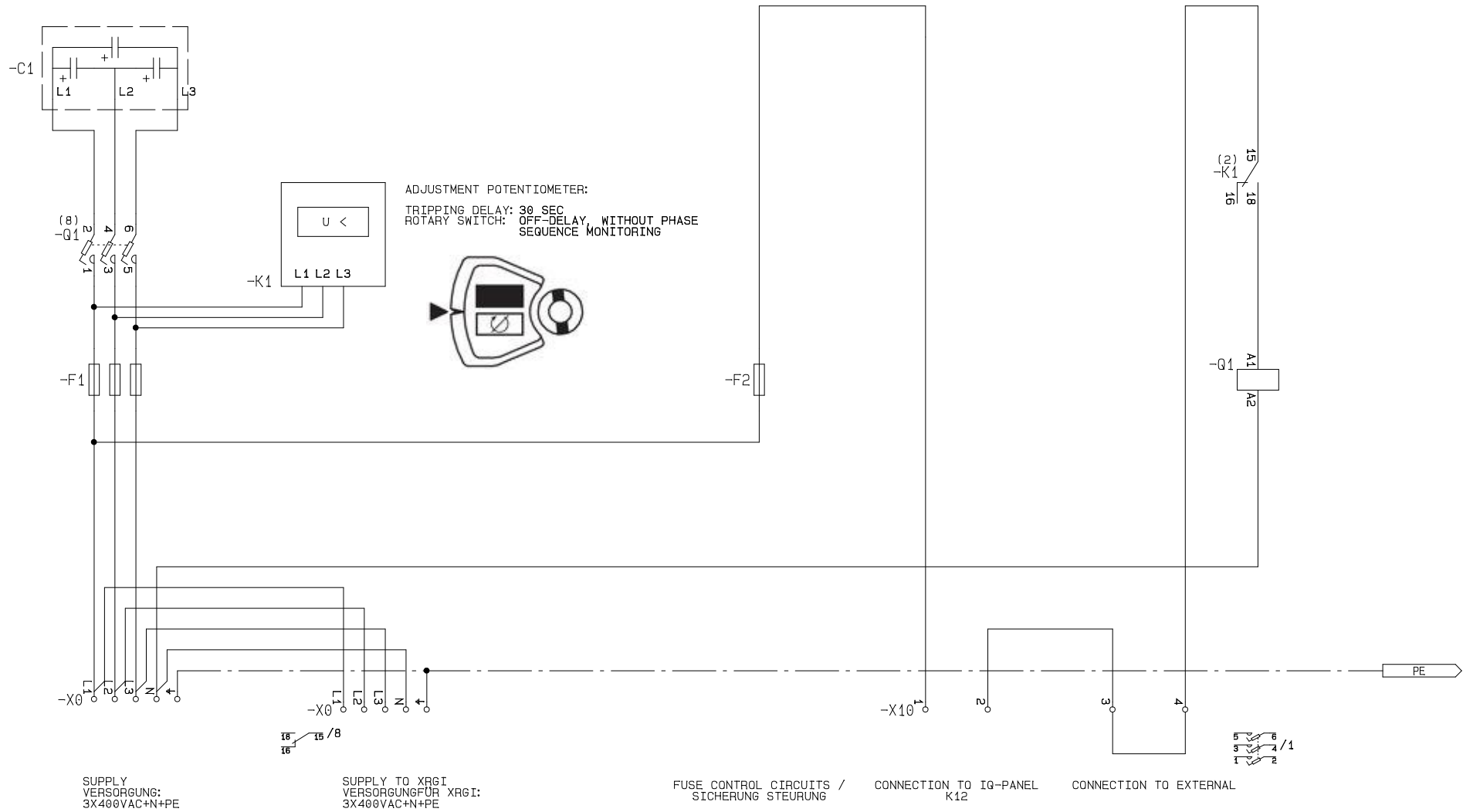
COLOUR CODE ACCORDING TO IEC 757 /
 FARBCODE ENTSPRECHEND IEC 757

WIRE COLOUR / KABEL FARBE	CODE / CODE	WIRE COLOUR / KABEL FARBE	CODE / CODE
BLACK / SCHWARZ	BK	VIOLET / VIOLET	VT
BROWN / BRAUN	BN	GREY / GRAU	GY
RED / ROT	RD	WHITE / WEIß	WH
ORANGE / ORANGE	OG	PINK / PINK	PK
YELLOW / GELB	YE	GOLD / GOLD	GD
GREEN / GRÜN	GN	TURQUISE / TÜRKIS	TQ
BLUE / BLAU	BU	SILVER / SILBER	SR
GREEN-YELLOW / GELB GRÜN	GNYE		



TOP





0 1 2 3 4 5 6 7 8 9

DRAW. NO.
72366T02

THIS DRAWING MAY NOT BE COPIED OR DISCLOSED TO A THIRD PARTY WITHOUT OUR PERMISSION

EC POWER A/S
 Samsøvej 25
 DK - 8382 Hinnerup

Print date	07-07-2014
JHS	19-09-2014
OPR. JHS	25-04-2014

POWER FACTOR / BLINDLEISTUNG
 MAIN SUPPLY /
 EINSPEISUNG

PROJECT

FILENAME:01ELT9177 - 72366T02 - 7,5KVAR
 DRAWING NO.
72366T02
 PAGE:10

COMPONENT LIST / STÜCKLISTE

TAG NR.	PCS. ANZAHL	PART NO. ART. NR.	COMPONENT KOMPONENT	MANUFACTURER HERSTELLER
-A1	0.12	01ELF9168	SZ PE RAIL 6MM VE=50S SZ EMV-ERD.SCHELLE 6MM VE=50S	RITTAL
-A1	1	01ELF9158	SK 8 SK 8	RITTAL
-A1	1	01ELU1227	M20 D5-12 IP68	SCHLEMMER
-A1	3	01ELF9164	TSTW DIN RAIL HOLDER TSTW DIN SKINNE HOLDER	WEIDMULLER
-A1	5	01ELF9167	GROUND PIECE FOR NSCH/ESCH	WEIDMULLER
-A1	2	01ELU1253	M40 D18-32 IP68 GY	SCHLEMMER
-A1	1	01ELU1251	NUT M20 GY	SCHLEMMER
-A1	2	01ELU1239	NUT M40 GY	SCHLEMMER
-A1	1	01ELF9233	PANEL 400X600X210 PANEL 400X600X210	AE PARTNER
-A1	1	01ELF9165	EARTHING BRAID 16MM2, 150MM	TEKNOMEGA
-A1	1	01ELF9166	EARTHING BRAID 16MM2, 200MM	TEKNOMEGA
-C1	1	01ELF9250	BRACKET FOR CAPACITOR BRACKET FOR CAPACITOR	AE PARTNER
-C1	1	01ELF9236	POWER FACTOR CAPACITOR 7.5KVAR 400V 50HZ 3PH POWER FACTOR CAPACITOR 7.5KVAR 400V 50HZ 3PH	ARA EL
-F1	3	01SPA3498	FUSE D02 20A SICHERUNG D02 20A	LEMVIGH MULLER

DRAWING NO. 72366T02	THIS DRAWING MAY NOT BE COPIED OR DISCLOSED TO A THIRD PARTY WITHOUT OUR PERMISSION		Print date	07-07-2014	POWER FACTOR / BLINDLEISTUNG COMPONENTS LIST / STÜCKLISTE	PROJECT	FILENAME:01ELT9177 - 72366T02 - 7.5KVAR
	EC POWER A/S Samsøvej 25 DK - 8382 Hinnerup						DRAWING NO.
			JHS	25-04-2014			72366T02
			OPR. JHS	25-04-2014			

COMPONENT LIST / STÜCKLISTE

TAG NR.	PCS. ANZAHL	PART NO. ART. NR.	COMPONENT KOMPONENT	MANUFACTURER HERSTELLER
-F1	3	01ELF9245	SCREW CAP D02 E18 SCHRAUBKAPPE D02 E18	MERSEN
-F1	3	01ELF9247	D02 CARTRIDGE RING ADAPTER INSERT 20A BLUE D02 CARTRIDGE RING ADAPTER INSERT 20A BLUE	MERSEN
-F1	1	01ELF9249	FUSE HOLDER 3P D02 (MAX 63A) SICHERUNGSSCHALTER 3P D02 (MAX 63A)	MERSEN
-F2	1	01ELF9234	SCREW CAP D01 E14 SCHRAUBKAPPE D01 E14	MERSEN
-F2	1	01ELF9241	D01 CARTRIDGE RING ADAPTER INSERT 2A PINK D01 CARTRIDGE RING ADAPTER INSERT 2A PINK	MERSEN
-F2	1	01SPA3500	FUSE D01 2A SICHERUNG D01 2A	LEMVIGH MULLER
-F2	1	01ELF9148	FUSE HOLDER 1P D01 (MAX 16A) SICHERUNGSSCHALTER 1P D01 (MAX 16A)	MERSEN
-K1	1	01ELF9251	THREE-PHASE MONITORING RELAY 2C/0, 0, 01-30S, 3X400VAC THREE-PHASE MONITORING RELAY 2C/0, 0, 01-30S, 3X400VAC	ABB
-Q1	1	01ELF9242	CONTACTOR FOR 12,5KVAR/400V, UC 230V AC	SCHNEIDER ELECTRIC
-X0	4	01ELU1579	PLUG-IN BRIDGE 2-POLE, RED STECKBRÜCKE 2-POL, ROT	PHOENIX
-X0	2	01ELF9252	END CLAMP ENDHALTER	PHOENIX
-X0	1	01ELF9253	END COVER ABSCHLUSSDECKEL	PHOENIX
-X0	6	01ELF9254	FEED-THROUGH TERMINAL BLOCK PUSH-IN 0,5-25 MM ² DURCHGANGSKLEMME PUSH-IN 0,5-25 MM ²	PHOENIX
-X0	2	01ELF9255	FEED-THROUGH TERMINAL BLOCK PUSH-IN BLUE 0,5-25 MM ² DURCHGANGSKLEMME PUSH-IN BLAU 0,5-25 MM ²	PHOENIX

DRAWING NO. 72366T02	THIS DRAWING MAY NOT BE COPIED OR DISCLOSED TO A THIRD PARTY WITHOUT OUR PERMISSION			Print date	07-07-2014	POWER FACTOR / BLINDLEISTUNG COMPONENTS LIST / STÜCKLISTE	PROJECT	FILENAME:01ELT9177 - 72366T02 - 7,5KVAR
	EC POWER A/S Samsøvej 25 DK - 8382 Hinnerup							DRAWING NO.
			JHS	25-04-2014	72366T02			
			OPR. JHS	25-04-2014				PAGE:31

